



Individual Teacher Report for 2019S-ITEC-621-011, ITEC-621-013 (Grant Fiddymont)

Project Title: **American University Student Evaluation of Teaching (SET)**

Courses Audience: **16**
Responses Received: **15**
Response Ratio: **94%**

Creation Date: **Friday, May 10, 2019**



American University Washington D.C.

American University Student Evaluation of Teaching

Interpretation guidelines

All single-response questions are represented by a rating, or Likert-type scale. The value "7" generally represents a "fulfilled" or positive connotation, while the value "1" generally maintains an unsatisfied connotation.

The value 7 may take one of several forms that include:

- Almost Always
- Very Satisfied
- Strongly Agree

The value 1, conversely, may take one of several forms that include:

- Almost Never
- Not Satisfied
- Strongly Disagree

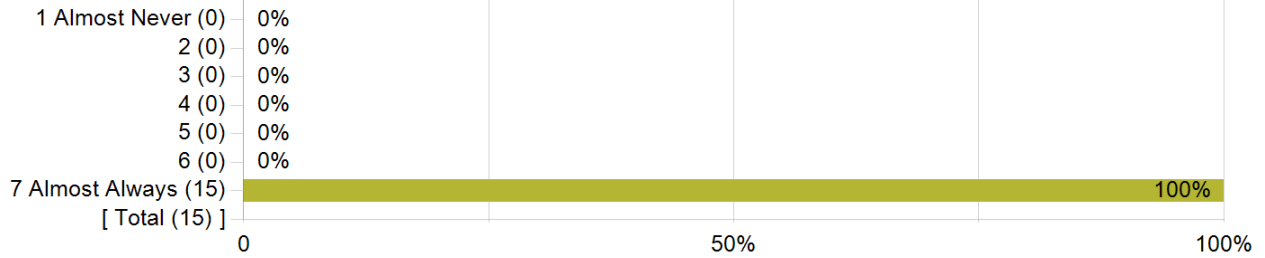
Keep in mind that despite completing an evaluation, students were not required to submit answers to every question. As a result, you may notice that the total number of responses is lower on some items than on others. In these cases, the student decided to skip this question. Students also may have skipped the open-ended questions, thus leaving fewer responses in these sections as well.

Teacher	Course
Grant Fiddyment	ITEC-621-011, ITEC-621-013

Questions relating to Grant Fiddymment


The instructor **Grant Fiddymment** used class time productively.

The instructor used class time productively.



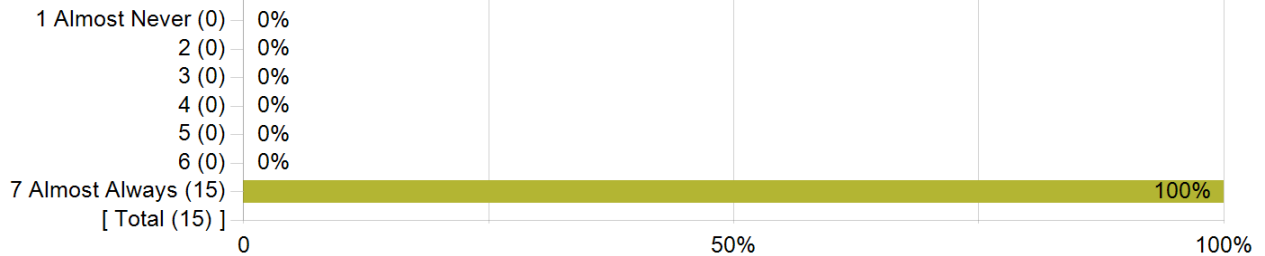
Statistics	Value
Mean	7.00
Standard Deviation	0.00

Comparative Scores:



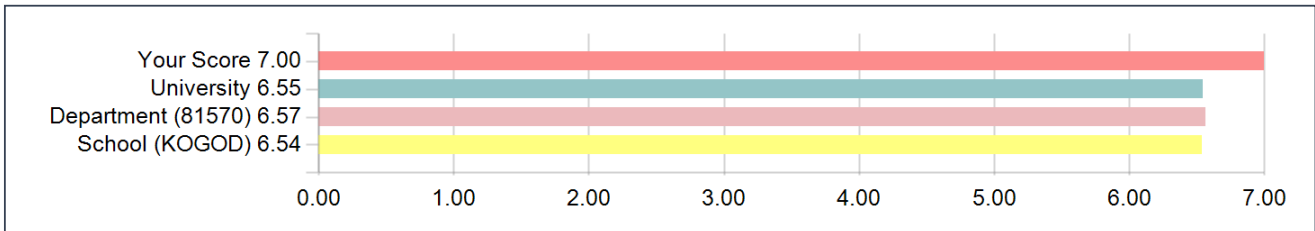
The instructor **Grant Fiddymment** was open to questions and comments.

The instructor was open to questions and comments.

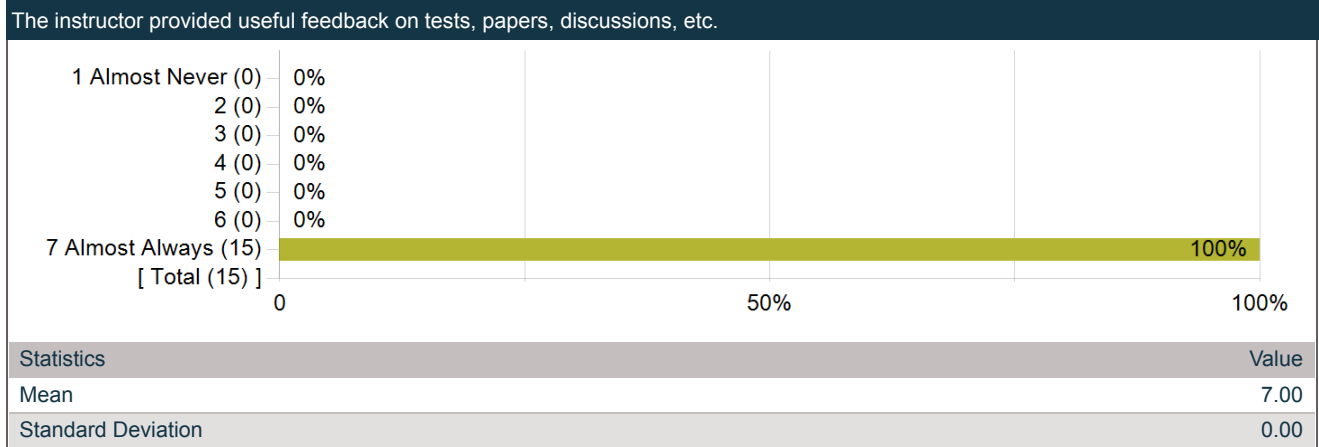


Statistics	Value
Mean	7.00
Standard Deviation	0.00

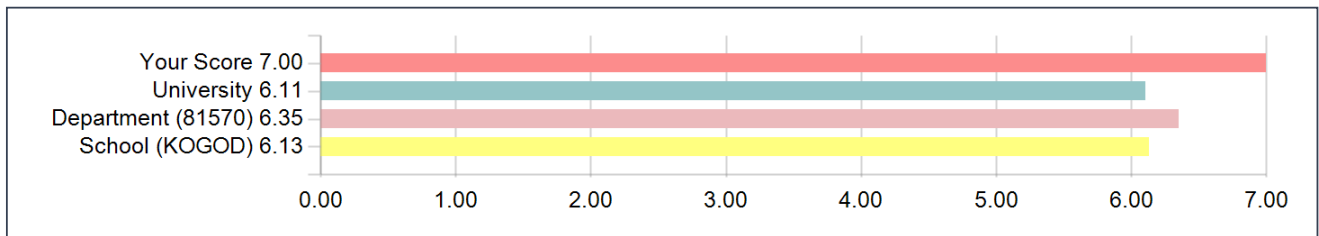
Comparative Scores:



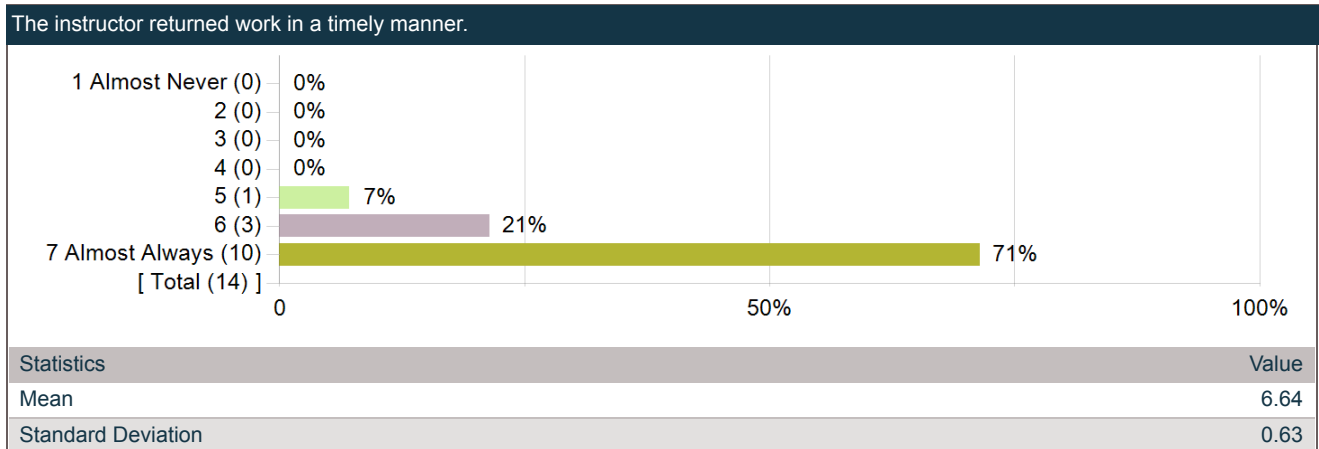
The instructor **Grant Fiddymnt** provided useful feedback on tests, papers, discussions, etc.



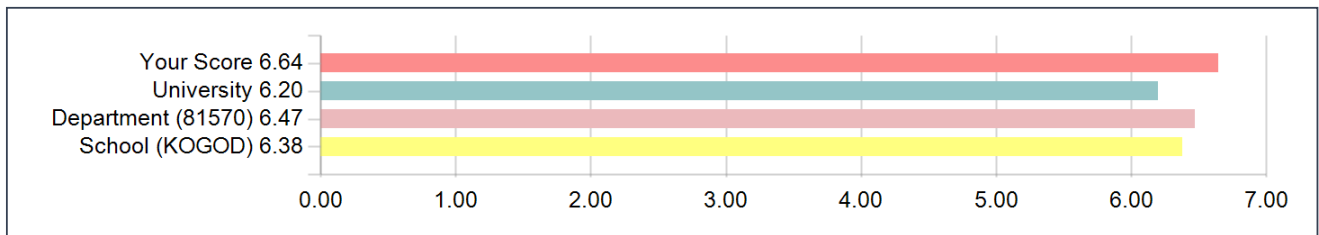
Comparative Scores:



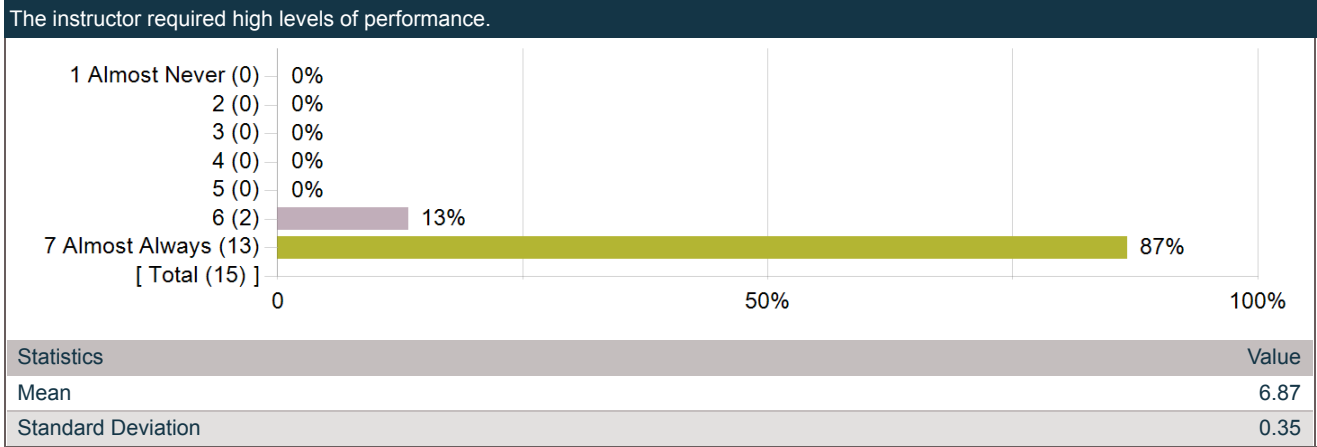
The instructor **Grant Fiddymnt** returned work in a timely manner.



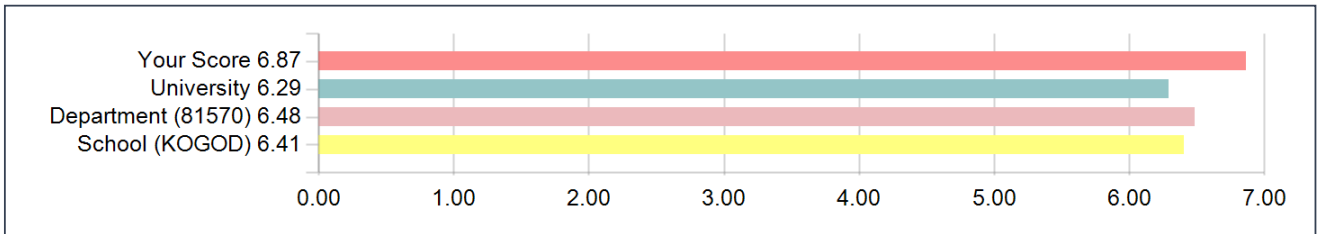
Comparative Scores:



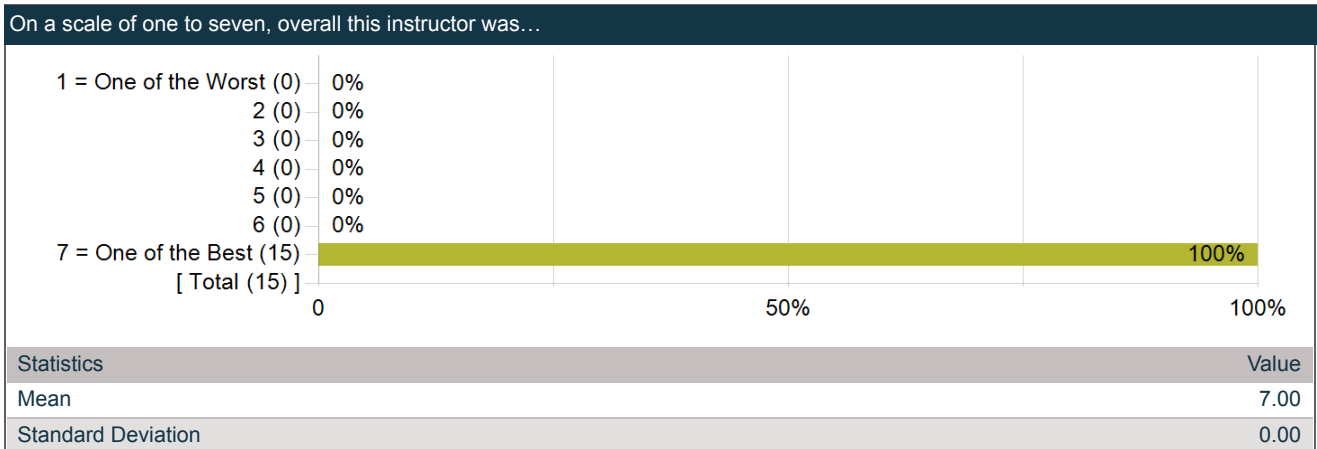
The instructor **Grant Fiddymont** required high levels of performance.



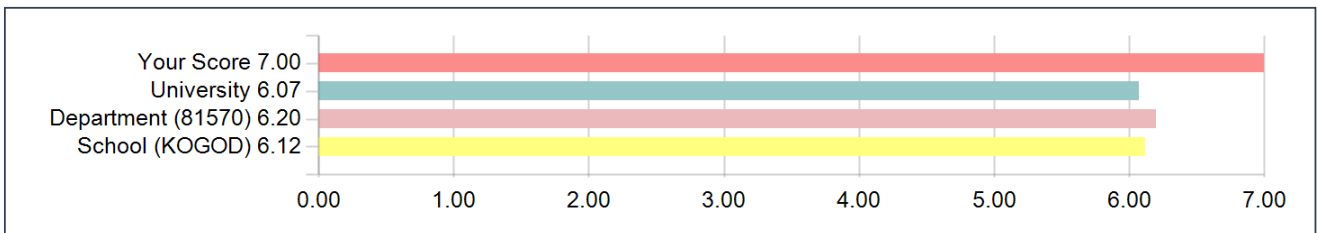
Comparative Scores:



On a scale of one to seven, overall this instructor was...



Comparative Scores:



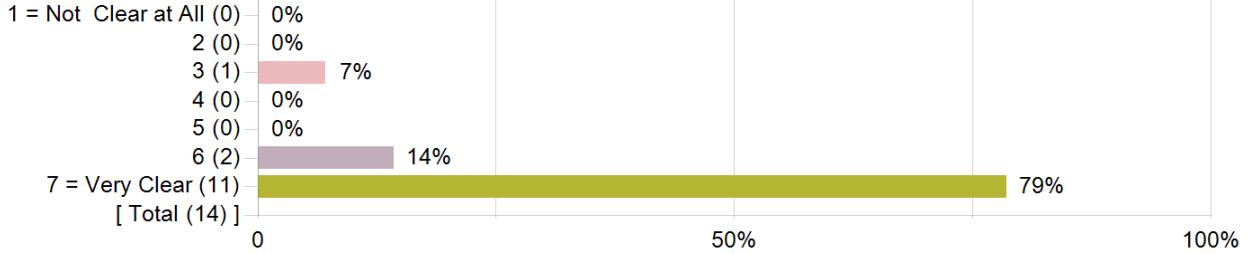
Instructor related questions summary: Top and bottom values

Strengths			
1	The instructor used class time productively.	Instructor	7.00
2	The instructor was open to questions and comments.	Instructor	7.00
Areas for Improvement			
1	The instructor returned work in a timely manner.	Instructor	6.64
2	The instructor required high levels of performance.	Instructor	6.87

Course Questions


The learning objectives for this course were clear.

The learning objectives for this course were clear.



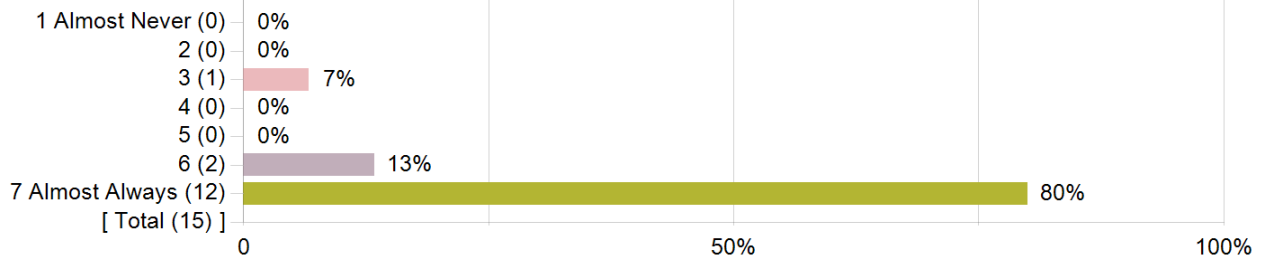
Statistics	Value
Mean	6.57
Standard Deviation	1.09

Comparative Scores:



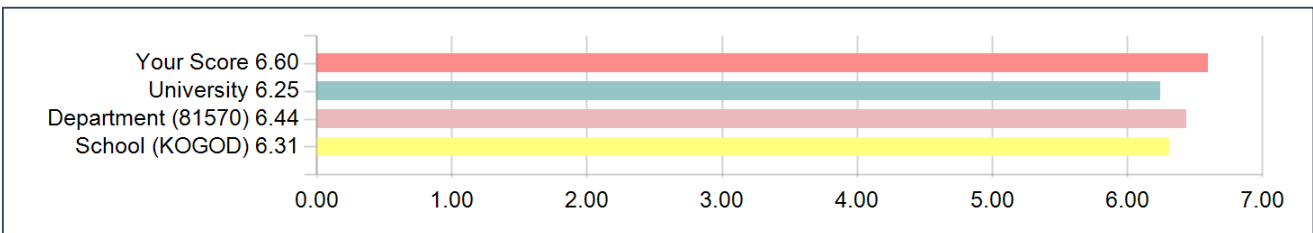
Activities/assignments required for class contributed to meeting the learning objectives for this course.

Activities/assignments required for class contributed to meeting the learning objectives for this course.

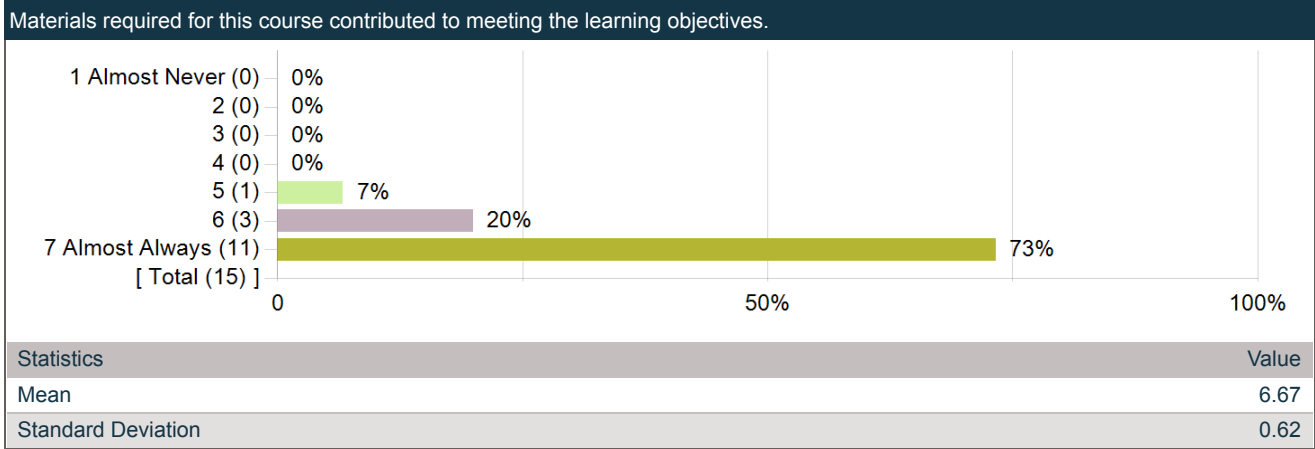


Statistics	Value
Mean	6.60
Standard Deviation	1.06

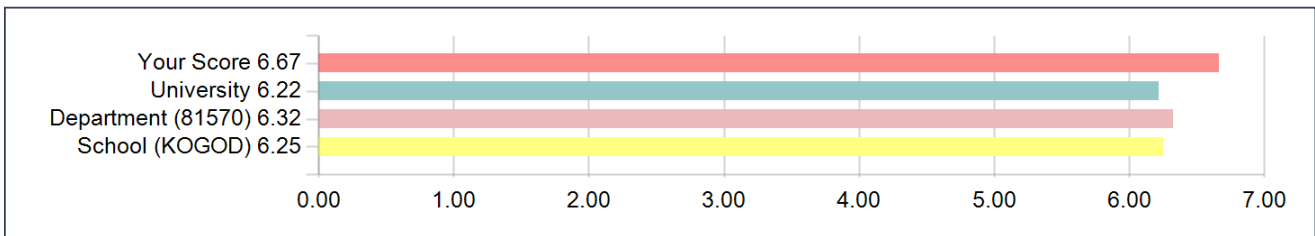
Comparative Scores:



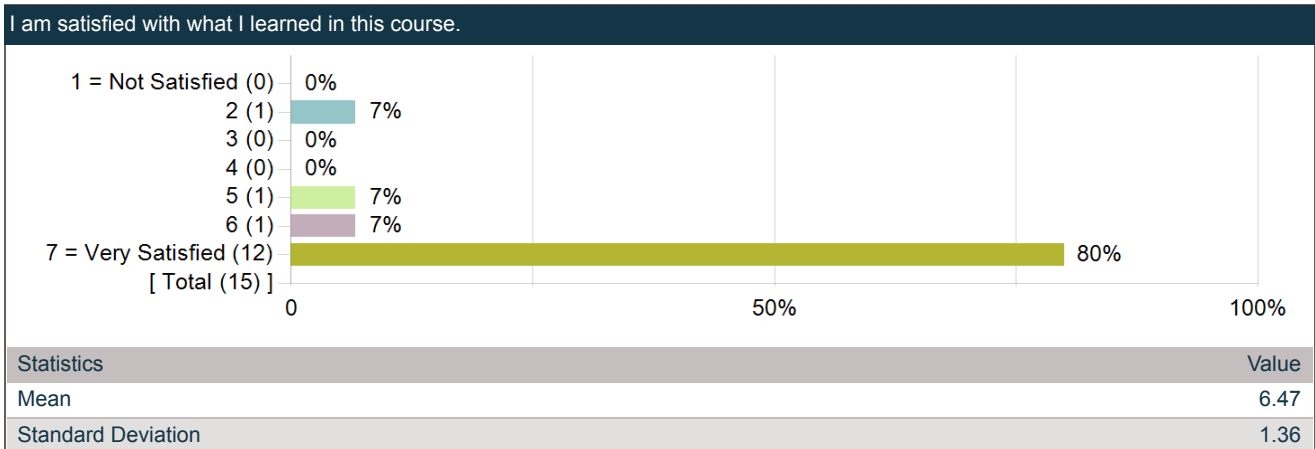
Materials required for this course contributed to meeting the learning objectives.



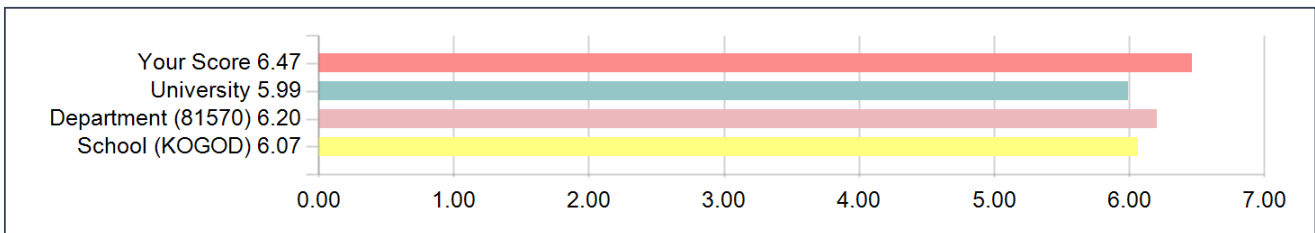
Comparative Scores:



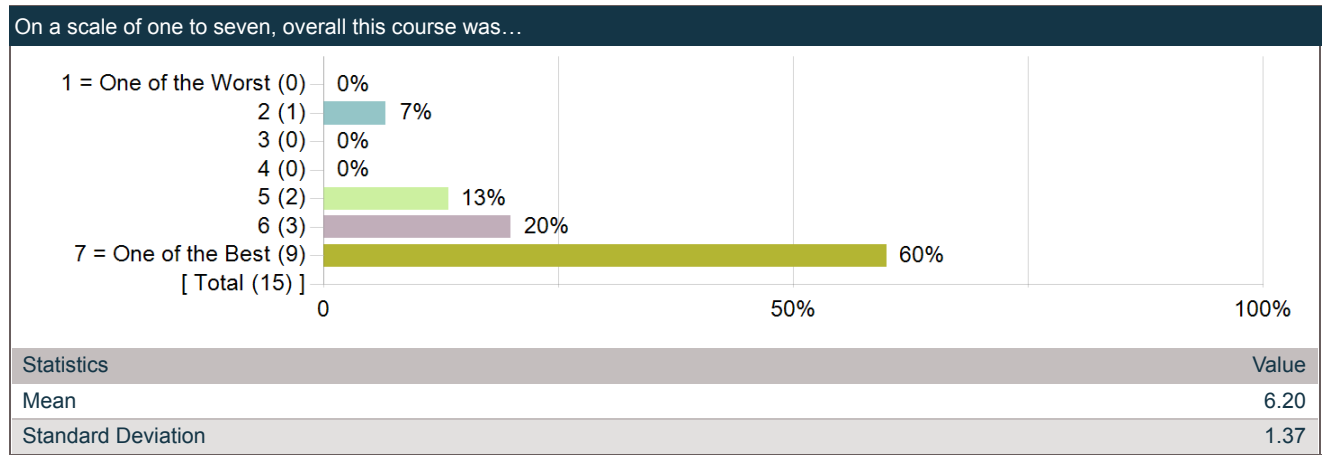
I am satisfied with what I learned in this course.



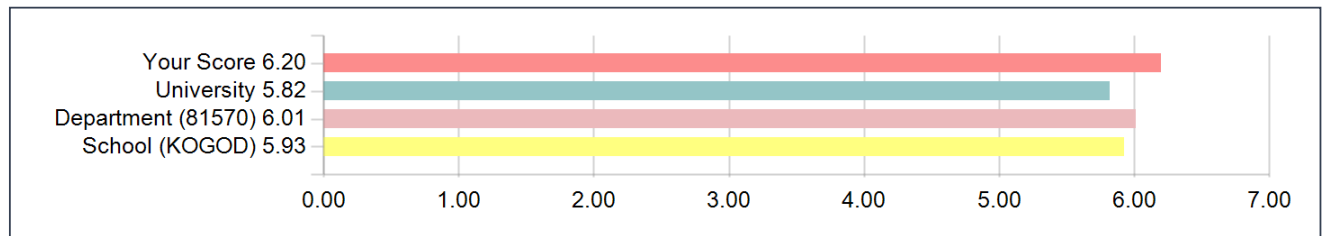
Comparative Scores:



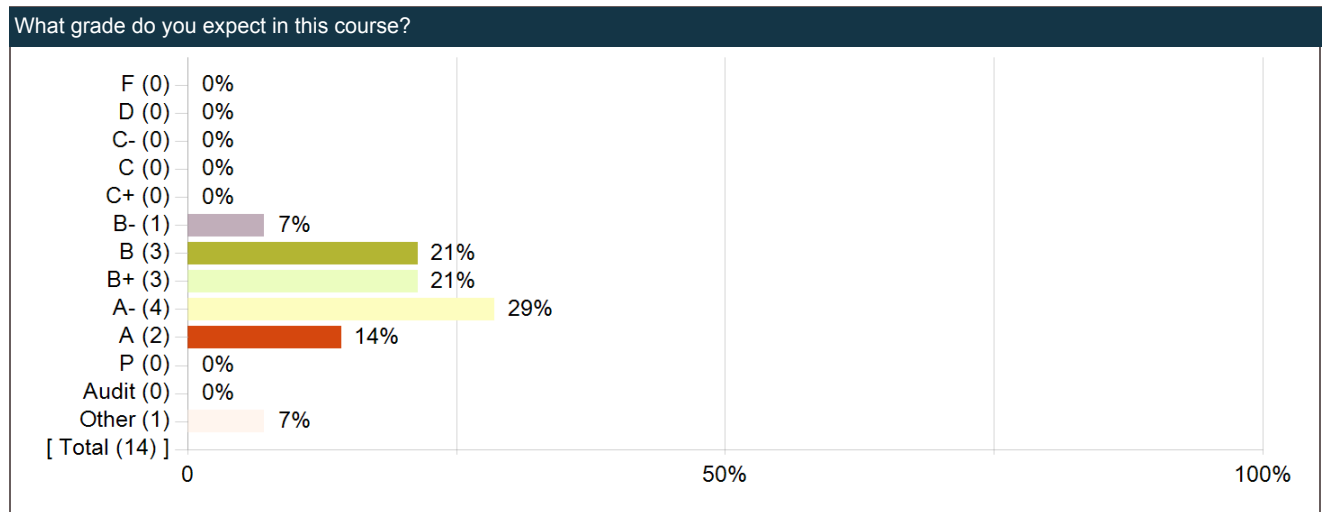
On a scale of one to seven, overall this course was...



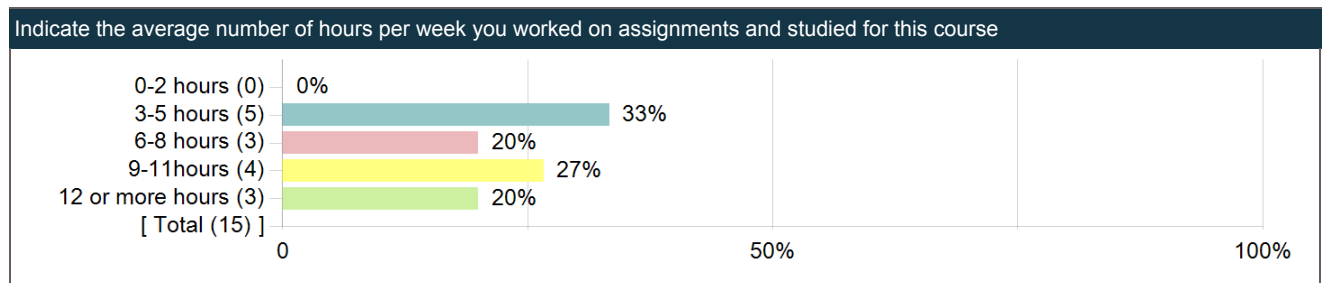
Comparative Scores:



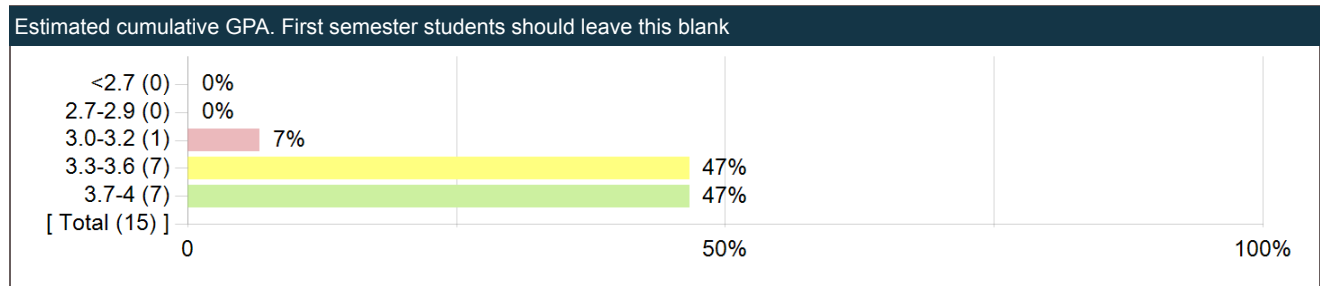
What grade do you expect in this course?



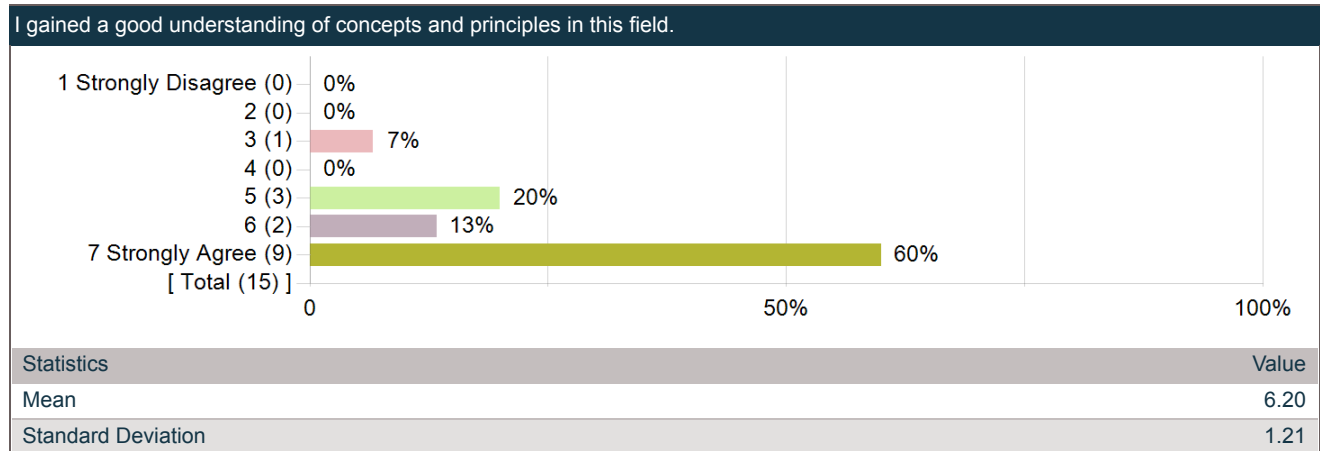
Indicate the average number of hours per week you worked on assignments and studied for this course



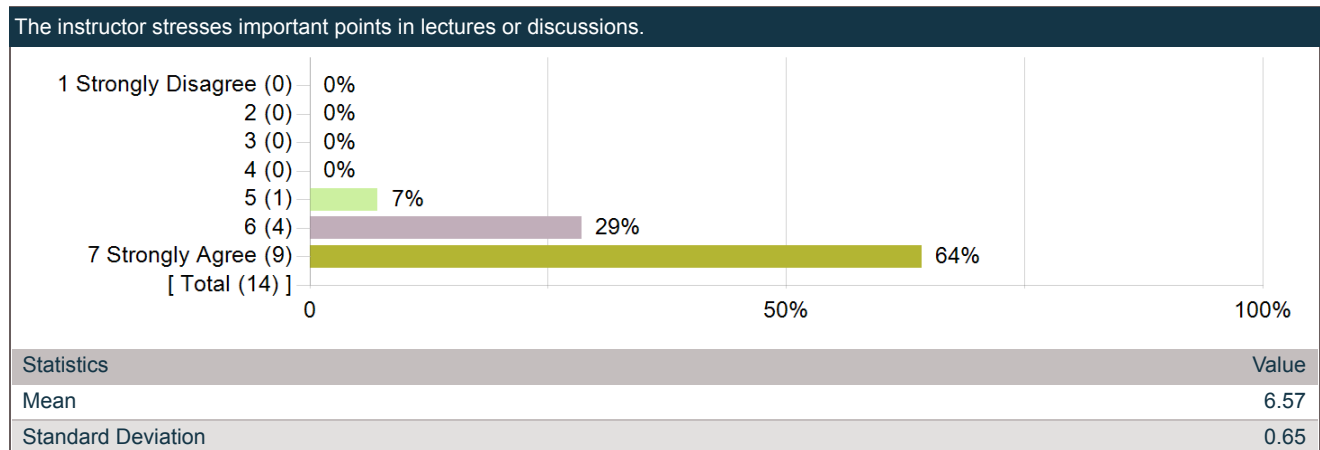
Estimated cumulative GPA. First semester students should leave this blank



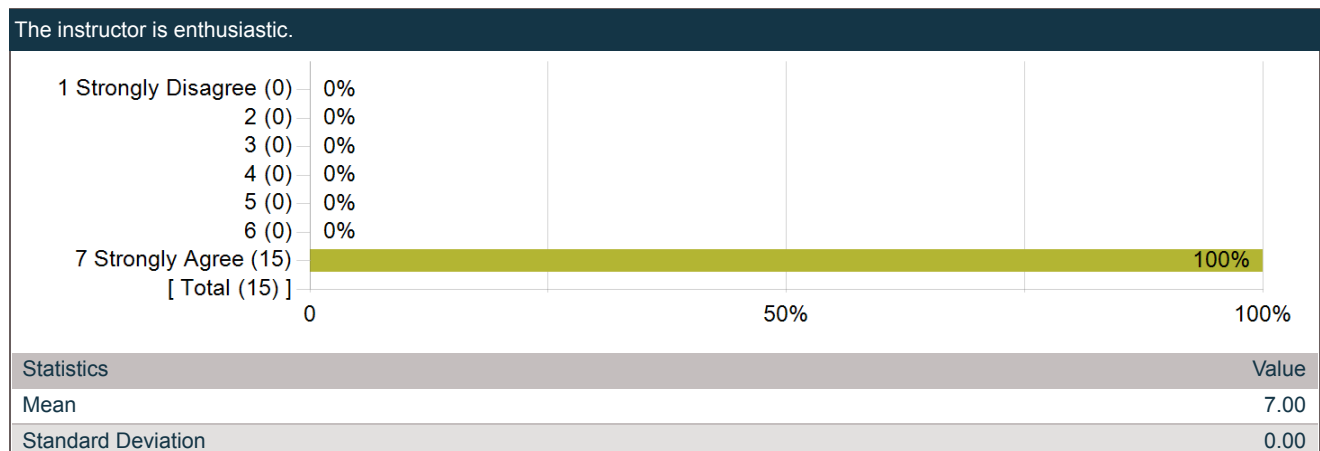
I gained a good understanding of concepts and principles in this field.



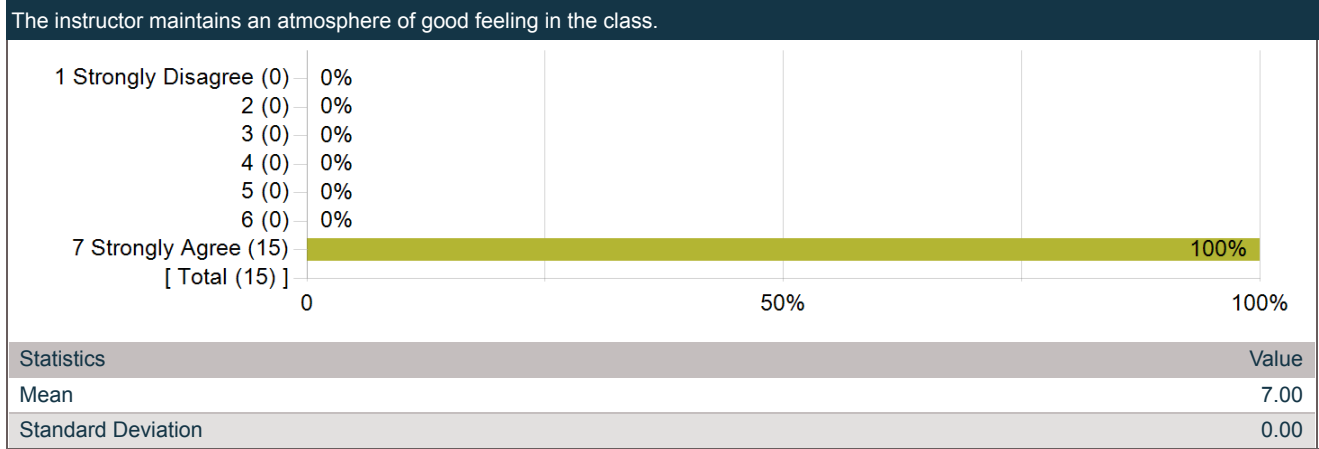
The instructor stresses important points in lectures or discussions.



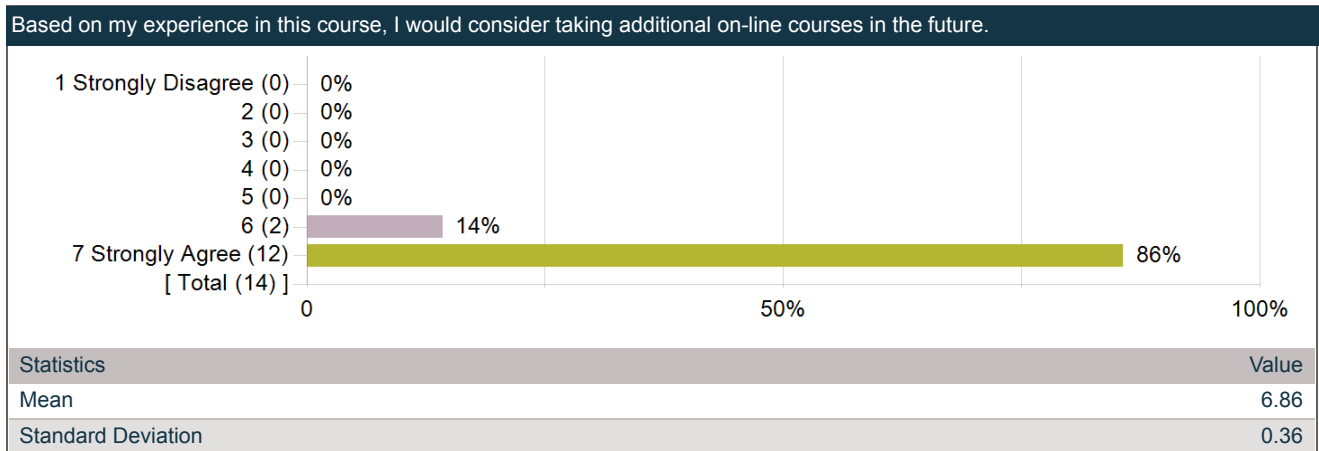
The instructor is enthusiastic.



The instructor maintains an atmosphere of good feeling in the class.



Based on my experience in this course, I would consider taking additional on-line courses in the future.



Questions relating to Grant Fiddymont

In what way did taking an on-line class enhance your educational experience

Comments
It's great to be able to do classes at my own pace throughout the week.
I can learn at my own pace
Teaching myself how to code R beyond a brick and mortar classroom setting.
I have been able to continue working while pursuing my degree.
I continued to learn at a time that was convenient for me
Annapolis
How to manage my own time.
It allowed for a more comfortable learning environment, since I could take the class from the comfort of my own home, and did not have to spend alot of time traveling to campus. The recorded lectures also help greatly
Ability to learn both from a classroom environment as well as in a practical environment with career
It's much more manageable. It's a great option for working professionals who have other commitments.
None

To what extent was the format--assigned readings, class discussion board, on-line assignments, group projects, etc.--useful to your learning

Comments
It was good to have the additional lynda videos.
Many files/documents were available for reference
To solidy all the information I was learning.
I learned a lot and the information was useful.
it enhanced my learning
Homework were very helpful in practicing the material
online assignment and hands-on experience really helped.
The format assinged readings and class discussion board were not used very often in this class. The assignments helped me put into practice what I learned in the lecture
The format was helpful because it allowed me to learn at my pace for each topic as well as complete some assignments when my schedule allowed
An opportunity to learn from others.
None

In what ways could the on-line offering be improved to increase your learning

Comments
be able to pause videos and save my place.
N/A
Specific to this course, I think the videos for the asynchronous content need to be redone. There were a lot of points where Professor Espinoza said the wrong thing and would then correct himself and it got to be confusing, especially with the large amount of content in this course.
Have a R pre req to this course
Maybe having a platform to practice on and check answers.
The overall online learning experience has been good, but sometimes the pre recorded online instructors aren't as good as the live online instructors. If this could be improved, this would really help the program
More causal or breakout sessions to get to know other students so it doesn't feel as much like it is online
more team work or more time with instructors.
None

What were the strong points of the instructor **Grant Fiddymment**?

Comments
Professor Fiddymment really knows the content, you can tell right away he really enjoys it and wants his students to enjoy it as well.
Very knowledgeable and receptive to questions.
He was responsive to emails and readily available to help. Professor Fiddymment expects high level of performance and participation from his students. He also is very knowledgeable in this field to answer all student questions.
Very responsive
Extremely knowledgeable of the topic. Incredible instructor.
Grant is a fantastic teacher and really knows the stuff that he's talking about.
He understood R, he understood how to explain complicated problems in a very precise and understandable way.
He was really patient and helpful, gave great feedback on the assignments
He is very good at explaining one of the hardest topics.
I loved how he articulated really well in well-paced time. Unlike other professors, he took his time to explain, went over slides and was very good with awkward silences. Also he was great at getting back to students about questions via email.
Professor Fiddymment knows a lot about the field of data science and did a great job of explaining the technical aspects of the R programming language and interpreting the data
Very willing to assist with a difficult class and make sure that the students understand the material. Responsive to emails and holding office hours
very careful to explain complex concepts. Very flexible to slow learners
Very knowledgeable—he has the talent to teach others how to write code in very short time.
Patience Competency

What were the weak points of the instructor **Grant Fiddymment**?

Comments
N/A
Did not engage the class to participate more than they needed.
None that I can mention.
Sometimes there would be awkward pauses – but that was no fault of Prof. Fiddymment and more of the class. He could have filled in the pauses with commentary but it wasn't a big deal.
Homework took a little while to grade
Nothing really.
I think predictive analysis is a really hard topic and weak point is that this is a hard class! Nothing particular for the instructor.
More advanced description and expectations for the term project
None

Please share any suggested improvements for the instructor **Grant Fiddymment**.

Comments
N/A
I think these should be group projects.
None. Hands down my favorite class so far at AU.
Sometimes class seemed to move a little slowly through the coding elements which made it difficult for me to understand the concepts.
Provide a bit more assistance with the homework/provide feedback a little faster
Even though he already broken down topic in multiple ways, I think it might need to be even broken apart further. Students who have no R specific experience will have a hard time.
He is an excellent instructor
This course could be longer —maybe phase 1 and phase 2— break into two semesters.

What were the strong points of the course?

Comments
The Professor
The pdf files in each lecture in the LMS were very helpful
Obtaining the skill set of learning R code. The R provided at the end of each PPT BLT aided to complete the HW.
Learning how to program in R was a great learning experience.
Challenging. A topic I'm passionate about.
There is a ton of information to learn in this course and it was extremely beneficial.
Learning an actual coding language, learning the fundamentals of various algorithms and how they apply in the real world
The course material overall is very applicable to the core of the program
I can actually use topics I learned in my real-life setting / work. It was so relevant that I think this class alone is worth my tuition.
The course helped provide us with a necessary technical background that can applied immediately in the workplace.
Good introduction to R coding and modeling to prepare for Practicum
Very straight forward.
Would be a great class if it were two

What were the weak points of the course?

Comments
It is a lot of content to go through in 10 weeks, it's statistics and coding all in one class.
Additionally there is SO much information in this course that it's difficult to take it all in, especially when taking another class. It's also difficult for those of us that have not used a programming language like R before. This made it a very steep learning curve.
Course moves a bit too fast
I wish it was longer. So that I could have gotten more hands on experience. I think if I could have taken this in class would have been better too.
Since the R programming language is involved heavily in the course, if the install is not completed properly it results in alot of issues down the road.
A lot to absorb. Students need to know already before they attend this course.
It's two classes in one and you know it. Please resolve for the benefit of the students and instructors. What is the point of more electives when this essential subject matter is suffering?

Please share any suggested improvements for the course.

Comments
I would recommend breaking this course up a bit, I definitely struggled with the amount of content and coding we had to learn.
The project was overwhelming on an individual basis and it would have helped to have it be a group project instead.
Implement learning R earlier in the curriculum.
This was by far my favorite class at American. The Masters of Analytics courses should be more closely related to this class. Learning concepts and actually applying them to real world scenarios. All of the other classes were very conceptual with little to no real world practice.
Slow down the class a bit, going in detail different aspects of R rather than quickly jumping to machine learning
Maybe shorter homework and time more spent on term project. I felt like even though I did feel prepared, keeping up with homework was hard so I ended up paying less attention to the term project.
The course if already very good
Split into 2 courses: Course 1: more basic required for everyone. Course 2 maybe not required for everyone but more into complex models.
Let Information Technology teach R as a prerequisite that must be taken the semester before Predictive. Then the very important methods of predictive analysis can be taught with the focus it deserves. If I can't master it while in the program where am I supposed to learn it?